

# Candidate, Example

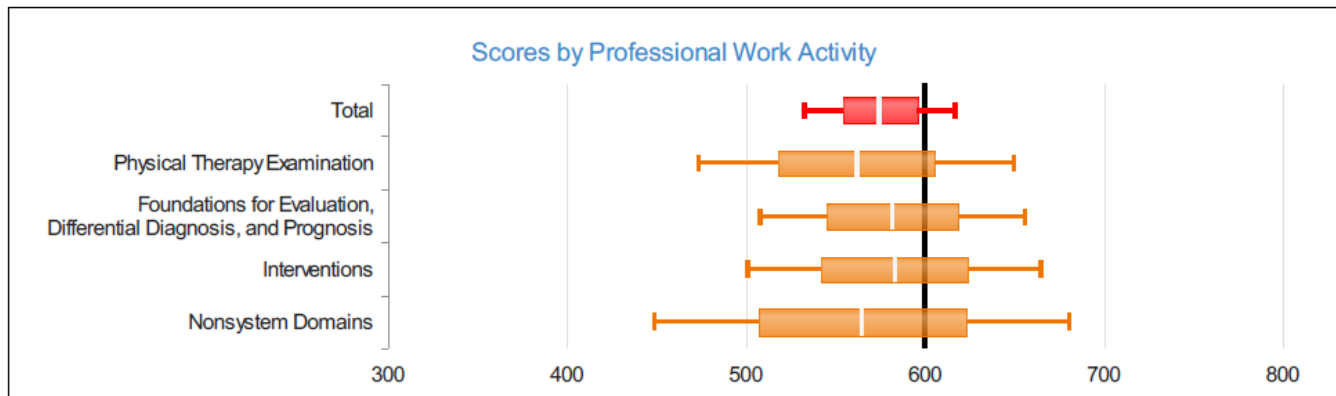
|                        |                      |                        |
|------------------------|----------------------|------------------------|
| <b>PT</b><br>4/21/2020 | <b>FAILED</b><br>575 | <b>2</b><br>ATTEMPT(S) |
|------------------------|----------------------|------------------------|

**Jurisdiction**  
VIRGINIA

**FSBPT ID**  
0000000

## PROFESSIONAL WORK ACTIVITY SCORES

| Scores by Professional Work Activity                              | Your Score  |                 |                 |             |              | On Track to Pass Score |                 |
|---|-------------|-----------------|-----------------|-------------|--------------|------------------------|-----------------|
|   | Total Items | # Items Correct | Percent Correct | Scale Score | Retake Range | # Items Correct        | Percent Correct |
| <b>TOTAL</b>  | 200         | 128             | 64%             | 575         | 554-596      | –                      | –               |
| Physical Therapy Examination                                      | 49          | 33              | 67%             | 562         | 518-606      | 36                     | 73%             |
| Foundations for Evaluation, Differential Diagnosis, and Prognosis | 67          | 42              | 63%             | 582         | 545-619      | 44                     | 66%             |
| Interventions   | 56          | 35              | 63%             | 583         | 542-624      | 37                     | 66%             |
| Nonsystem Domains   | 28          | 18              | 64%             | 565         | 507-623      | 20                     | 71%             |



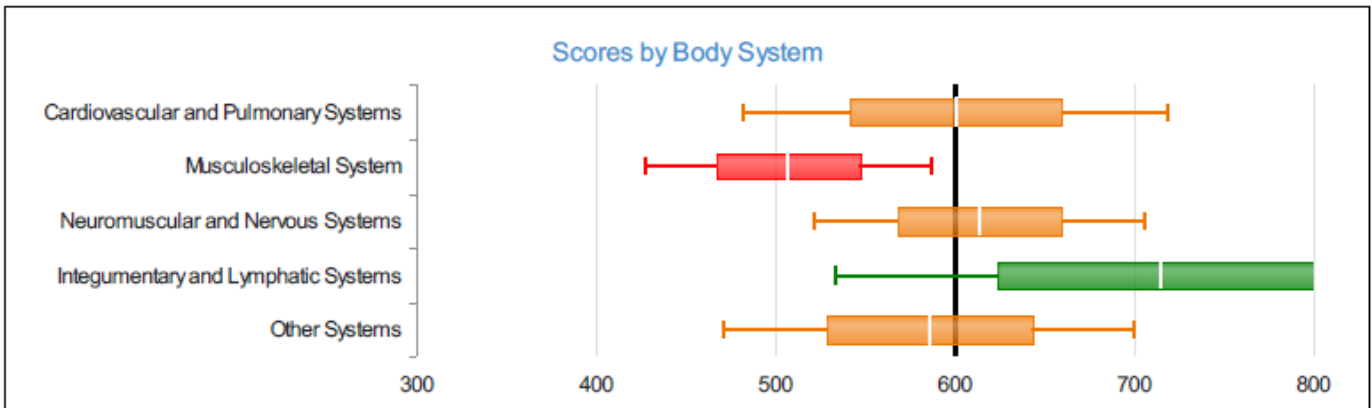
**What does "Retake Range" mean?** The range is an estimate of your range of scores if you took other forms of the NPTE with different questions without additional preparation. Your average score could be as low as the lowest score in the range or as high as the highest score. If the highest number in the retake range is below 600, you should devote additional time studying those particular professional work activities.

**Does a scale score of at least 600 within a Professional Work Activity or Body System mean that I passed that area?** A 600 scale score within an area does not mean that you passed that area, since the NPTE is not delivered in Professional Work Activity or Body System sections. The scale scores are provided to help you see your relative performance in a given area, taking into account the difficulty of the questions for that area.

**What does "On Track to Pass Score" mean?** This is the number of items that you would likely need to get correct in a given area so that your score in that area would be at least 600. The difference between your score and the On Track to Pass Score will give you an idea of how much better you need to do in each area to achieve a 600 scale score in that area. You do not need a 600 in each Professional Work Activity to pass the test; you can make up for a lower score in one area with a higher score in another, but if you get a 600 in each area you will pass.

# BODY SYSTEM SCORES

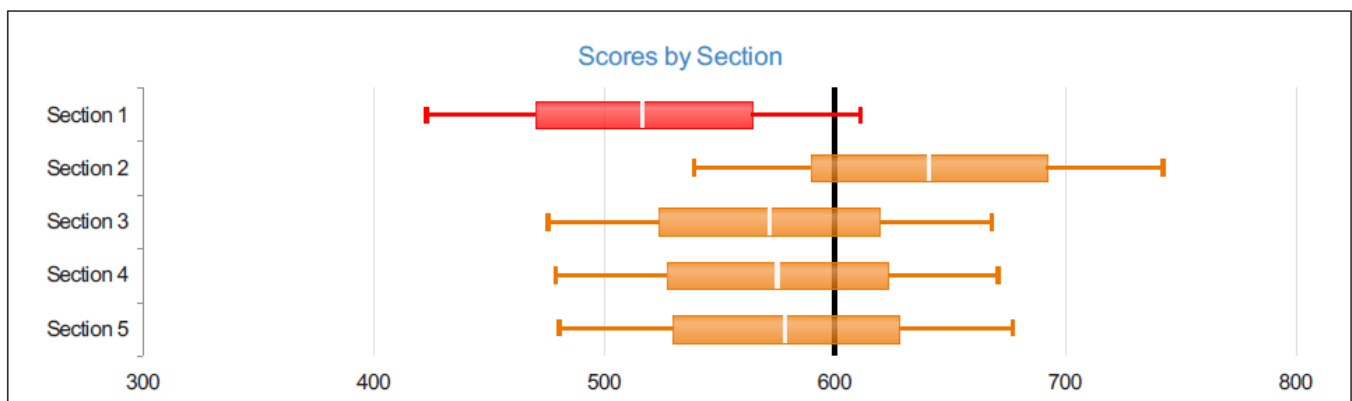
| Scores by Body System                | Total Items | Your Score      |                 |             |              | On Track to Pass Score |                 |
|--------------------------------------|-------------|-----------------|-----------------|-------------|--------------|------------------------|-----------------|
|                                      |             | # Items Correct | Percent Correct | Scale Score | Retake Range | # Items Correct        | Percent Correct |
| Cardiovascular and Pulmonary Systems | 26          | 16              | 62%             | 601         | 542-660      | 16                     | 62%             |
| Musculoskeletal System               | 55          | 33              | 60%             | 507         | 467-547      | 41                     | 75%             |
| Neuromuscular and Nervous Systems    | 47          | 32              | 68%             | 614         | 568-660      | 32                     | 68%             |
| Integumentary and Lymphatic Systems  | 17          | 14              | 82%             | 715         | 624-800      | 12                     | 71%             |
| Other Systems                        | 27          | 16              | 59%             | 586         | 529-643      | 17                     | 63%             |



How should I use the **Scores by Body System** portion of this report? You can interpret these scores in the same way you interpreted the scores by Professional Work Activity. If the highest number in the retake range is below 600, you should devote additional time studying those particular body systems.

# SECTION SCORES

| Scores by Section | Total Items | Your Score      |                 |             |              | On Track to Pass Score |                 |
|-------------------|-------------|-----------------|-----------------|-------------|--------------|------------------------|-----------------|
|                   |             | # Items Correct | Percent Correct | Scale Score | Retake Range | # Items Correct        | Percent Correct |
| Section 1         | 40          | 22              | 55%             | 517         | 470-564      | 27                     | 68%             |
| Section 2         | 40          | 29              | 73%             | 641         | 590-692      | 27                     | 68%             |
| Section 3         | 40          | 26              | 65%             | 572         | 524-620      | 28                     | 70%             |
| Section 4         | 40          | 25              | 63%             | 575         | 527-623      | 27                     | 68%             |
| Section 5         | 40          | 26              | 65%             | 579         | 530-628      | 28                     | 70%             |



How should I interpret the information provided in the **Scores by Section** portion of this report? The scores in this table may help you to determine if you lost concentration or experienced fatigue during the test. Scores by Section should be interpreted with some caution, since difficulty by section may vary slightly, but big differences between sections might suggest that your concentration or energy levels varied during the test.

## RETAKE INFORMATION SECTION

| For candidates scoring 570 to 579 on attempt 2.. |     |                                  |
|--|-----|----------------------------------|
| The lowest 10% of candidates score               | 553 | or lower on their next attempt.  |
| The lowest 25% of candidates score               | 573 | or lower on their next attempt.  |
| About half of candidates score                   | 598 | or higher on their next attempt. |
| The top 25% of candidates score                  | 623 | or higher on their next attempt. |
| The top 10% of candidates score                  | 646 | or higher on their next attempt. |
| 49% passed the NPTE on attempt 3.                |     |                                  |

**How should I interpret the information provided in the Retake Information portion of this report?** The scores in this table show how candidates who received scores similar to yours did on their next attempt, for scores received between 2013 and 2018. The first line shows a 10-point range for your score and your attempt number. The next few rows show the scores for candidates in the 10th, 25th, 50th, 75th, and 90th percentiles. The average score for candidates who received a score around yours is listed in the row that says "About half of candidates score...". The bottom row lists the percentage of candidates who received scores similar to yours who passed on the next attempt. This information might be helpful to you when considering how to prepare for your next NPTE attempt. For more information about retaking the NPTE, see

[https://www.fsbpt.org/SecondaryPages/ExamCandidates/NationalExam\(NPTE\)/RetakeExam/ImportantRetakeInformation.aspx](https://www.fsbpt.org/SecondaryPages/ExamCandidates/NationalExam(NPTE)/RetakeExam/ImportantRetakeInformation.aspx)

Additional Pages include:

- \* Example questions with answer rationales, references, and the percentage of candidates who answered them correctly; and
- \* The topics covered in each area of the Content Outline.